

## Grand Palm Class Notes 10-31-2019

[RWEvans.com](http://RWEvans.com) for links to many class notes and more

[Davescomputertips.com](http://Davescomputertips.com) for articles I have written

[CCCGC.info](http://CCCGC.info) for white papers I have written for the Computer Club

A great class today with seven in attendance. Tell your neighbors so we can fill the room. The questions were good and I have written some notes on what I remembered was covered. I know there was more so if you need notes on anything I have missed, send me a note on email at [dick.evans@yahoo.com](mailto:dick.evans@yahoo.com)

### TV Box

We time someone asked about a TV Box to use to cut the cable. I had not used one so I purchased one on Amazon to test out.

<https://tinyurl.com/y2w6uqqb>



We opened the box and it contained the TV Box, an HDMI cable, a power pack, and a remote.

There were many many TV Boxes to choose from. I picked this one because it had the most memory, for the price range I was looking at--around \$25. And I liked the clock...

We set it up using the big TVs HDMI port. When we turned it on an easy to follow screen displayed.



We went to the Settings selection and set up the WiFi using the club's information. As you can see there are many selections just like on an Android cell phone or tablet. You can install Apps from the Google Play Store and access the Internet to locate others.



This box came with Kodi and we scrolled through the various menu items there. However, there would be additional work to make Kodi fully operational by applying additional software. We located a number of YouTube videos to learn more about Kodi and how to add the additional software that determines the look and feel and what you are able to access--movies, sports, games, etc.

You can install Kodi on your PC, cell phone, or tablet as well as on your streaming devices such as this TV Box and an Amazon Firestick.

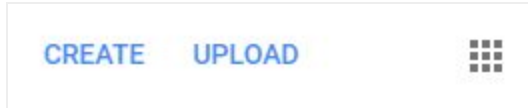
YouTube has many videos so select the one that applies to the device you are installing it on.

This video shows how to install Movies and TV Shows on Kodi

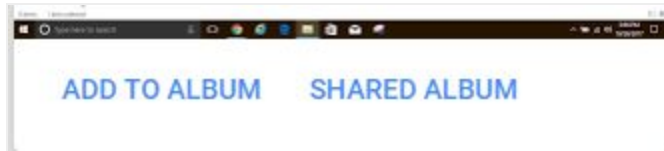
<https://www.youtube.com/watch?v=wKCvCqVMHZg>

### **Google Photos**


There are a number of ways to get your photos up to Google's FREE photo cloud storage. You do not have to install anything on your PC to do it. Just open photos.google.com and whether your images are on a flash drive from your camera or on in your Pictures folder on your PC you can upload them.



In the upper right, click **UPLOAD** and locate the images you want to upload to the cloud.



When the upload finishes a window will open saying X items uploaded. At the bottom of that window, click **ADD TO ALBUM**.



At the next window, click **New Album**



Type the name to call the Album, replacing **Untitled**.

If you are taking pictures on your smartphone, install the Google Photos App. Then every picture you take will be automatically uploaded to your cloud.

You can also install a program for Google Photos on your PC and it will automatically upload any pictures on your PC to the cloud including those you transfer from your camera SD card or copy from your cell phone, assuming you are not using the Mobile App to do it.

### **Google Photos vs. OneDrive: What's the Best Backup Tool?**

This is a good article and food for thought regarding Google vs Microsoft cloud approaches for saving pictures. I use Google Photos for all my photos and OneDrive for documents and other files I want a backup copy in the cloud.

With Google Photos on your cell phone, all your pictures are uploaded to your Google cloud and at no charge to you. Be sure to NOT select uploading in original form or you will be charged against your free 15 GB of space. OneDrive does not have that option; you are charged for every byte uploaded against your free 5 GB of space. You can purchase additional space from Microsoft. For \$2.00 per month, you can add an extra 100 GB to your OneDrive account.

Many people use Google Photos as their photo backup app. But is it really the best backup tool? Does OneDrive also deserve serious consideration? In this article, we compare Google Photos to OneDrive to determine which is the best tool to back up your photos. We'll compare the two services and help you decide which is right for you.

<https://tinyurl.com/y2zubsvd>

### **Don't Pay for Microsoft Word!**

Four Reasons to Use Office Online Instead. Microsoft Office is the world's de facto productivity suite, but did you know that you don't really need to pay for Microsoft Word and other apps? Thanks to Microsoft Office Online, you can access the most popular Office apps for free.

<https://tinyurl.com/yygzsdbe>

## Roku News channel

If you have a Roku box, you can add the streaming channel NewsON for free and watch your local news TV stations. And if you do not have a Roku, you can use your browser on your PC to access NewsON.us.

<https://channelstore.roku.com/details/71845/newson>



## NewsOn.us

Watch your hometown news live on your desktop, cell phone, tablet, and add it as a station on your Roku or Firestick device.

<http://watchnewson.com/>

## Passwords

We talked about the simple way of assigning passwords that you can remember. Here are the details of that method:

<https://dickevanstraining.blogspot.com/2018/11/passwords-simplified.html>

**Auto Forward** emails when you have multiple email addresses. For example, I have my Comcast email set to forward all emails to my Yahoo account. I do that by opening my Comcast email page and setting the auto-forward address to my yahoo address. All email servers allow you to do this.

### **Should You Leave Your Laptop Plugged in All the Time?**

A battery cannot be overcharged. There's no danger of overcharging a battery if you leave it plugged in all the time. As soon as it hits 100 percent it will cease charging and won't start again until the voltage falls below a certain level.

<https://tinyurl.com/yyom259m>

### **How to Protect Your Computer from Power Problems**

I run one of my computers and some equipment through an uninterruptible power supply (UPS). The UPS provides the bare minimum needed to keep my network, Wi-Fi, and internet connection up, plus one computer. My laptops and mobile devices, by virtue of being battery-powered themselves, have their own built-in UPS in a sense and need no additional power-loss protection.

<https://tinyurl.com/yxklyhcu>

## Maintenance

We discussed the maintenance or tune-up programs we use to keep our PCs running well.

First, let me say that you need to have an anti-virus program running all the time on a Windows based PC. Microsoft Windows 10 comes with Windows Security which works well. That is what I am using on my PCs. Your Internet provider may give you a free copy of Norton or McAfee. Or you may download one of the popular free ones from Ninite (more on that later). These include Avast, AVG, and Avira. DO NOT have more than one anti-virus running at the same time. It will not harm your PC but will cause it to run slower. And the maintenance programs do not interfere with your anti-virus programs.

These are the programs I use and the frequency I run them

CCleaner	Weekly
MalwareBytes	Weekly
SuperAntiSpyware	Weekly

All but the CCleaner can be installed from [ninite.com](http://ninite.com). Ccleaner can be installed from [ccleaner.com](http://ccleaner.com).

Ninite is the safest site to install programs from. It checks to see if you have the program already installed and if so sees if you have the latest version. Then it updates your copy and if you do not have it already, it installs it. It never installs any additional programs or toolbars. The installer is placed in your Downloads folder so you can run it once a week to update your programs without having to return to their website to choose all the programs each time.



We discussed the need to back up our PCs on a regular basis. And I am not talking about just backing up our important file like pictures, documents, banking info, tax stuff, etc. I have been using a free program called EaseUs Todo Backup to make an image of each computer to an external hard drive at least once a month. Then if the PC hard drive fails I can restore the drive to the day I made the image. The OS, all programs, and all our data come back from the image.

## **DocHub**

DocHub is an online PDF annotator and document signing platform. DocHub lets users add text, draw, add signatures and make document templates. DocHub can integrate with Dropbox, Google Drive, Gmail and Box accounts.

<https://dochub.com/>

## **How to Search a Specific Site**

Simply add “site:xxx.xxx” using the URL for the site you want to search after your search term, and you’ll get all the instances of that term on that particular site. Results from the rest of the web will be filtered out. To look for topics on my blog site you would type the following.

search word site:dickevanstraining.blogspot.com.

To look for all pages having to do with Kodi, then type  
Kodi site:dickevanstraining.blogspot.com

To look for all pages having to do with a W2 form on the IRS site, then type  
W2 site:irs.gov