

Class Notes 12-4-2015
Heritage Oak Park

Lots of good questions from the group this morning. I was sorry to not be able to give individual attention to everyone. Some questions need to be asked one-on-one. The next meeting will be held on January 8th and the following ones on the first Friday of each month.


We took a look at finding an answer using a search engine. To use a search engine we need to be on the Internet using a browser. The popular browsers are Microsoft Internet Explorer, Microsoft Edge (new on Windows 10), Firefox, and Chrome. I use Chrome most of the time. The search engine is a website opened in the browser to look for things on the Internet. Think of the Internet like a real large library. The browser gets you in the door and the search engine helps you find what you are looking for.



I use Google chrome and the search engine address is www.google.com. To the right of the search box notice the microphone? Click it and you can speak your request. Google then does a search to find what you have asked for.


When you are looking to learn how to do something, it is often better to use www.youtube.com instead. Google search is great for locating a place or a thing. But YouTube is better for show you how to perform a task.

A Facebook question was asked about how to send a private note to someone on Facebook. Remember this simple rule: Posts are public and Messages are private. And if you see your friend responding to another post, do not start a conversation with them on that post.

 **General**

 Security

 Privacy

 Timeline and Tagg...

 Blocking

 Language

 Notifications

 Mobile

 Followers

 **Email**

To turn off a specific email notification, just click the unsubscribe link at the bottom of the email.

WHAT YOU'LL RECEIVE

- All notifications, except the ones you unsubscribe from
- Important notifications about you or activity you've missed
- Only notifications about your account, security and privacy



Windows 10 does not do DVD movies. There is a free program you can get that does. It is called VLC. Here is a link to download it: <https://www.videolan.org/vlc/>. Windows 10 also does not do older equipment like floppy disk drive, parallel ports, and serial ports.

Why does my tablet or cell phone run so slow. Probably have too much in RAM, too many open programs. We need to clear out the apps we are not currently running. You see, everytime you

start an app it runs in RAM and stays there until you remove it. A simple way to do that is by applying an app called Clean Master. I am running it on both my android and Apple phones.



Then we talked about ways to connect your laptop to your TV set. The simplest is to buy a long HDMI cable and connect them. The TV then becomes a secondary monitor on the laptop. Of course the laptop and the TV must each have HDMI ports.



Another approach is to use a Chromecast device. It plugs into your TV set and allows you to stream from your laptop to your TV set using your home WiFi network. Whatever is on your PC will show on your TV set. If you have one of the newer Smart TVs, you may be able to cast without having to get a Chromecast stick. Here is a link to order at Walmart for \$26--<http://tinyurl.com/np5owc>

View your basic network information and set up connections

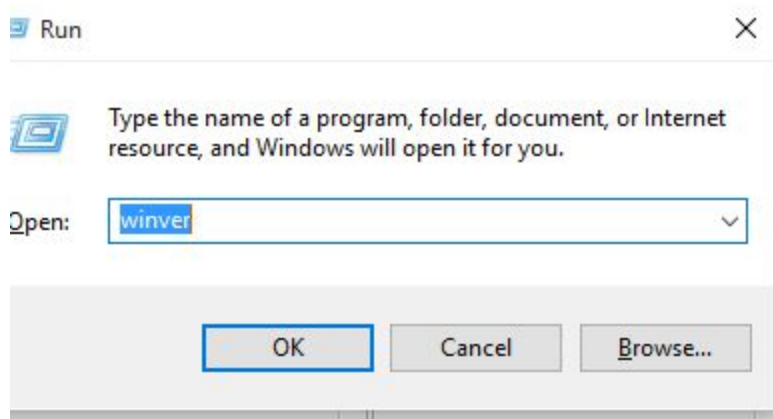
View your active networks

~~lincoln~~
Public network

Access type: Internet
Connections:  Wi-Fi (lincoln)

If you are in a public place and they offer WiFi just make sure your PC is network is set to Public so others cannot see your work. Locate your Network and Sharing Center and make sure your network is set to Public. If not, change to Public before logging into a public WiFi. I never access my bank account information on a public network.

Microsoft is in the process of downloading a very big Fall Update to Windows 10. It is 3 gb in size and will come down to you in small pieces. Once you have it all, you will be able to choose to install it. I suggest you let it update while you are sleeping and that you backup your entire system before running it.



To find out what version of Windows you are running, press Windows + R. This opens the run dialog box. Type WINVER and press Enter. A window will appear with information about the version you are currently using. The new build is 1511. I have not seen it as yet.

More next time about backing up your computer.