


Using the Internet

by Dick Evans, www.rwevans.com

Most of you have used a computer before and what you really want to see is how to find things on the Internet using a browser. Internet Explorer (IE) comes with Windows, but a couple of other popular browsers are Firefox and Chrome.

Before addressing the Web, there are a few basic keys and actions you must be able to use:



The keyboard has a row of function keys labeled F1 through F12. There are three keys we will refer to often and they are the Esc key (upper left), the Ctrl and Alt keys (left and right of the space bar). The shift key, space bar, enter, slash, and backspace keys are also used often. The shift key allows us to access the uppercase of the letters and to access the top symbol on keys with two symbols such as the number 2 key--shift 2 is the @.

Many times you will be pressing a combination of keys, such as Alt+F4. When more than one key is to be pressed they are not to be pressed at the same time. Always hold all but the last key down, tap the last key, and then release them all.

Mouse usage is mandatory. You must learn how to move the mouse pointer (usually an arrow on the screen), how to click the appropriate button (left or right), and even how to use the scroll wheel/button for certain actions. Click means to click the left mouse button. Double-click means to click the left mouse button twice without moving the mouse. If the right button is to be used it will be referred to as a right-click.

Here at the library the computers are using Windows 7 and Internet Explorer for the default browser. Therefore all our examples will use IE. No matter which version of Windows you are using at home, you will have a copy of IE.



Locate the icon on your desktop for IE and double-click it to open the browser.

Alternatively click it once and then tap the Enter key on the keyboard. You can also click the Start button, locate the program at the top of the list of programs, and then single-click to open it.

All websites have an address associated with them. The browser finds the website and displays it on your computer. If you do not know the address, the browser will search for it and show you a list of possible addresses.

1. Entering an address (URL):


http://www.name.tld (name is the company or website name, tld is the top level domain name -- com, org, gov, net, mil, edu...)

Type it in the address bar and hit Enter on the keyboard

2. Searching for an address:

Type the name of the company or website in the address bar and hit Enter on the keyboard. Then choose the site you are looking for in the list that displays. Make sure the one you choose opens a URL for that company and not another site altogether.

3. Saving the address (referred to as favorites or as bookmarks in other browsers):

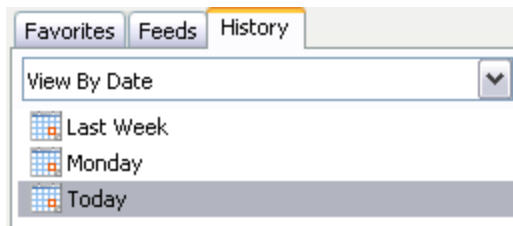


With the browser open to the page you want to save to your list of favorites, click the Favorites button



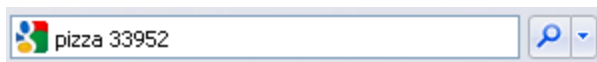
and then click the Add to Favorites button.

4. Locating what you were into a couple of days ago (history):



Click the Favorites button and then the History Tab to view a list of all sites visited

5. Searching for a particular topic:



In the search bar of the browser, type the keywords to search on. Usually I just type a

question and if I do not find what I am looking for, I refine the words I used and try again. If I were looking for a pizza I would simply enter pizza 33952 and hit the Enter key on my keyboard.

Ads related to **pizza 33952** ⓘ



Pizza Hut® Official Site - Make It Great - PizzaHut.com
www.pizzahut.com/
Order **Pizza**, Wings & All Of Your Favorites Online Today!
845 people +1'd this page

[Order Online Now](#) [\\$10 Any With Sides](#)
[Be In Our Commercial, Win \\$5k](#) [Like Us On Facebook](#)

Domino's® Pizza Delivery - Dominos.com
www.dominos.com/
Choose Any 2 Medium 2-Topping **Pizzas** for \$5.99 Each! Order Now.


CiCi's Pizza To Go - cicispizza.com
www.cicispizza.com/
Find your Nearest CiCis & Get your Favorite **Pizzas** To Go!

Finding how to do something:

- Using a browser
- Using YouTube

[How to Hang a Picture : How to Hang Pictures with a Wire Hanger ...](#)



www.youtube.com/watch?v=jzOtWHhHSy8
Feb 22, 2008 - Uploaded by expertvillage
Learn how to **hang a picture** with a wire hanger from our expert in this free interior design video on techniques ...

[How to Hang Pictures on a Wall - YouTube](#)



www.youtube.com/watch?v=YSavjobleSo
Oct 18, 2010 - Uploaded by Lowes
Hanging artwork and **picture** frames around your home is an easy way to create a more stylish look and show ...

[More videos for How do I hang a picture? »](#)

[How to Hang a Picture Frame: Skill Set - Popular Mechanics](#)

www.popularmechanics.com › Home How-To › Skills
Apr 25, 2007 – There are no formulas, no cheat sheets, no Golden Ratios when it comes to **picture hanging**. "You've got to trust your eye," he says. There are ...

Notice the results give both websites to see the answer and YouTube videos. You could also go directly to YouTube.com and type the question there. YouTube is a great source for "how to" questions.

6. Useful Links:

Auction	http://www.ebay.com/
Buy just about everything	http://www.amazon.com/
Calendar	http://calendar.yahoo.com
Charlotte County Florida Tax Information	http://ccappraiser.com/
Convert YouTube to MP3 and download	http://www.vidtomp3.com/
Dictionary	http://www.dictionary.com
Encyclopedia	http://www.wikipedia.org/
Gas Prices	http://gasbuddy.com/
Home Values	http://www.zillow.com/
Look up current gas prices	http://www.floridastategasprices.com/
Maps	http://maps.google.com
Network Speed Test	http://speedtest.net
Reverse Phone Numbers	http://www.whitepages.com
Who are your neighbors	http://neighbors.whitepages.com
YouTube Videos	http://www.youtube.com
Class Notes	http://www.rwevans.com/pclibrary
Computer Club Training Notes	http://cccgctraining.blogspot.com
Evans Web Site	http://www.rwevans.com