

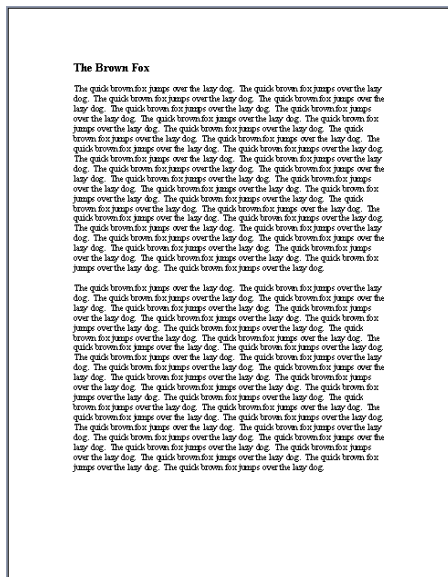
## Printing as a PDF

By Dick Evans

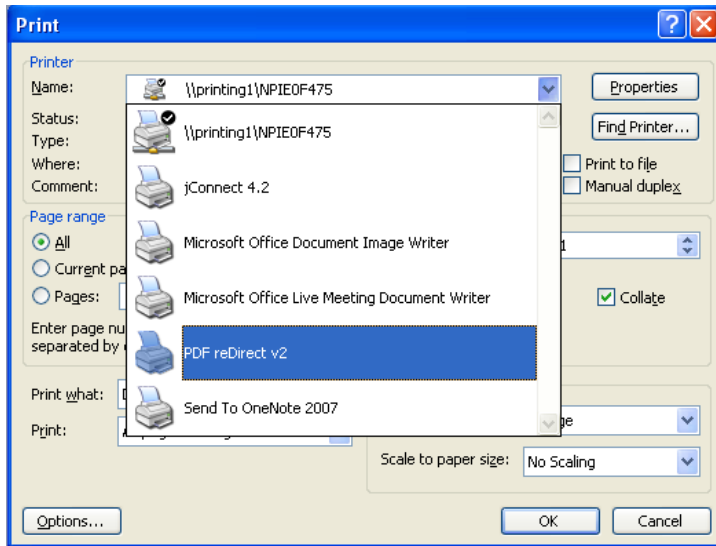
We all have had to open a PDF file at one time or another. PDF means Portable Document Format. It is a way to print to a file so the printed item can be electronically sent to someone else by email, posting on a Web site, or even just saved on ones own hard drive for a backup of what was actually printed and mailed by snail mail.

If you are using Office 2007 and Word, you can download and install from the Microsoft Web site an add-on to print as PDF of the Office button's print menu. Find it at: <http://www.microsoft.com/downloads/details.aspx?familyid=4D951911-3E7E-4AE6-B059-A2E79ED87041&displaylang=en>

If you are using a previous version of Office or want to create PDFs from other applications, you must install a PDF printer. There are many available to download (free and purchase). I suggest one called PDF reDIRECT. You can download it free at: <http://www.exp-systems.com/>. After installation, it appears on your list of available printers.



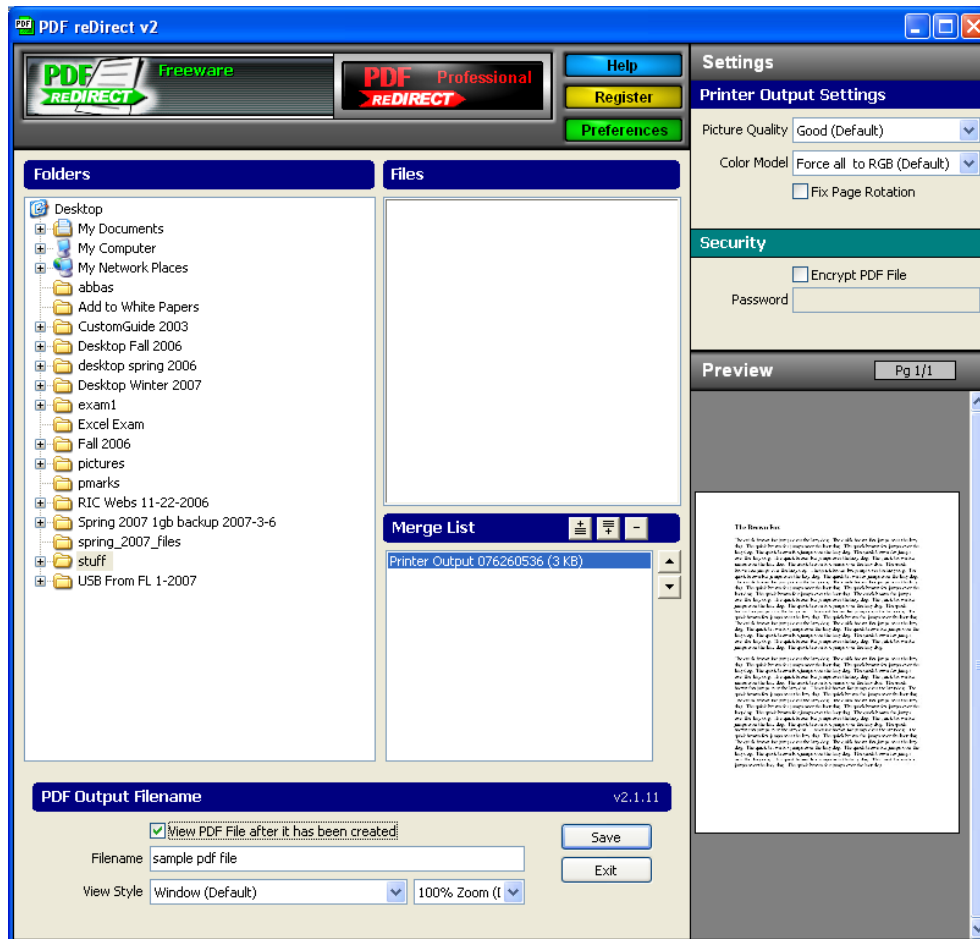
1. Here is a document in Word. I want to send it off to a group of people, but I do not want them to receive an editable version in Word. PDF is the best choice. **File > Print**, or **Ctrl+P** in any version of Word.



2. On the Print dialog box, click the **Name** arrow, select **PDF redirect v2**, and then click **OK**



3. The PDF writing application loads



4. Under Folders, select a location for the file, enter a file name, and check the View PDF... box if you want to open the resulting file in your PDF viewer after its creation. Click **Save**.

